


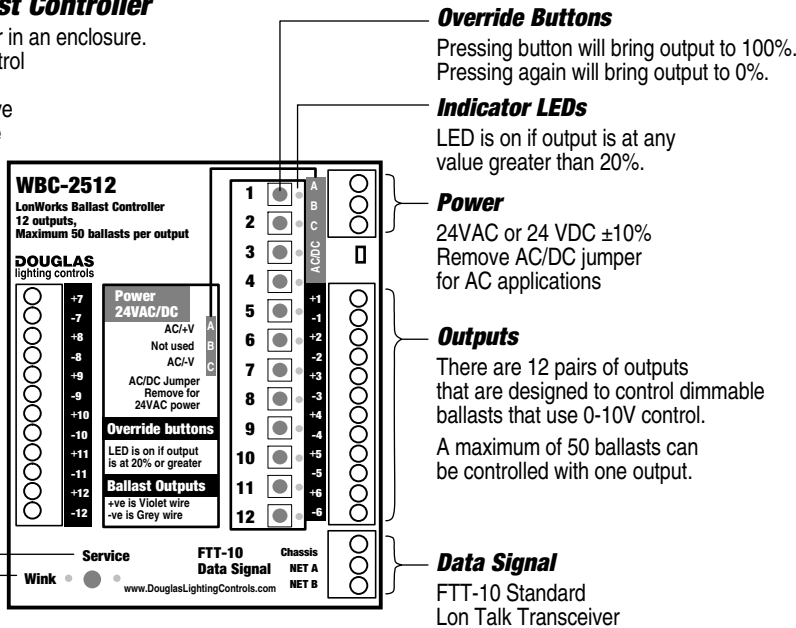
	<b>PART No.</b>	<b>DESCRIPTION</b>	<b>SPECIFICATION</b>
	<p><b>WBC-2512</b></p>	<p>The WBC-2512 device is designed to control electronic dimmable ballasts that utilize the 0-10V control method. This includes all ballasts that use the same control method as the Phillips/Advance Mark VII electronic dimmable ballast.</p> <p>There are 12 outputs available. Each can be dimmed to a unique level and is independent of the other outputs.</p> <p>Up to 50 ballasts can be connected to an output.</p> <p>The WBC-2512 is a Lonmark compliant device for dimming ballast control.</p> <p>Other Douglas devices available that may have application with the WBC-2512 are the WPS-5942 Photo Sensor and/or the WNR-2112 Relay Actuator which can switch the power circuit on and off.</p>	<p><b>Power</b> 24VAC or 24VDC, 50mA A jumper is located next to the power terminal to select AC or DC voltage. CAUTION: Be sure jumper is correctly set for the voltage type being applied. Remove jumper for AC power source.</p> <p><b>Data Signal</b> Standard LonTalk transceiver, FTT-10 (78kbs) type.</p> <p><b>Outputs</b> 12 outputs suitable for dimmable electronic ballasts that use the 0-10V control method. A maximum of 50 ballasts can be connected to an output.</p> <p><b>Environment</b> Indoors, stationary, non-vibrating, non-corrosive atmosphere and non-condensing humidity. Ambient operating temperature: -0°F to +120F (-15°C to +50°C)</p>

**WBC-2512  
LonWorks Ballast Controller**

Install ballast controller in an enclosure.  
Connect to ballast control wires (0-10V control).  
Ballast Violet wire = +ve  
Ballast Grey wire = -ve

**Service**  
Service button for LonWorks System

**Wink LED**  
Standard Wink LED for LonWorks System



**LonWorks NETWORK DATA**

This information is provided for the benefit of system integrators who are integrating this devices into a system.  
To help with integration, software plug-ins for the LNS system are available.

**Functional Profiles**

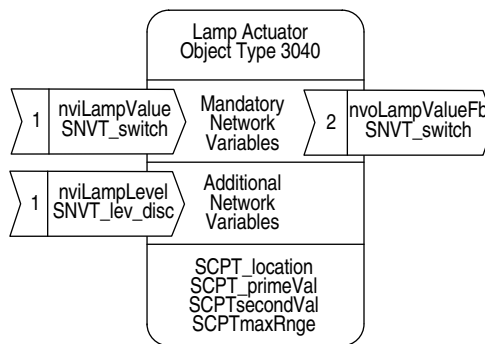
Node Object Type: 0  
Lamp Actuator Type: 3040 (x12)

**Configuration Properties**

SCPTlocation stores the module location.  
SCPTprimeVal predefines the LOW light level.  
SCPTsecondVal predefines the MED light level.  
SCPTmaxRnge sets the HIGH light level (applicable to both nviLampValue and

**Network Variables**

NviLampValue is used to set the value of the output channel.  
NvoLampValueFb is used to report changes in actuator status.  
NviLampLevel is used to set the output channel to 1 of 4 predefined values: OFF, LOW, MED and HIGH



**DIMENSIONS & MOUNTING**

