
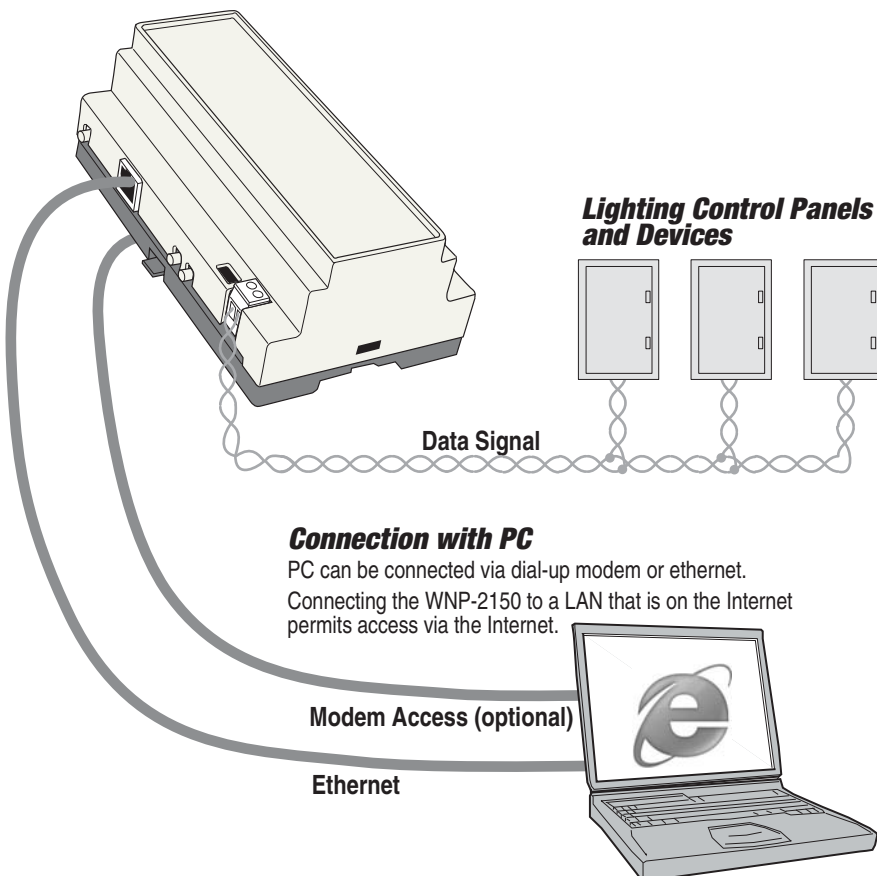


	<b>PART No.</b>	<b>DESCRIPTION</b>	<b>SPECIFICATION</b>
	<p><b>WNP-2150</b></p>	<ul style="list-style-type: none"> <li>▪ The WNP-2150 provides the link for control and programming by PC.</li> <li>▪ Features are:                             <ol style="list-style-type: none"> <li>1) View &amp; edit with a PC via any standard web browser. No additional software is required.</li> <li>2) Access via direct connection or remotely via the Internet.</li> <li>3) Access via telephone line connection.</li> <li>4) Full scheduling capability                                     <ul style="list-style-type: none"> <li>• Day-of-week &amp; holiday event formats.</li> <li>• Support for Flick-warn, Time-out, Delay OFF, Cleaning Mode, and Disable features.</li> <li>• Astronomic and photocell control.</li> </ul> </li> <li>5) Setting of groups and schedules is done by PC.</li> <li>6) Logs the last 1024 events and runs system diagnostics if required.</li> <li>7) The PC is not required for system operation.</li> </ol> </li> </ul>	<p><b>Power</b></p> <ul style="list-style-type: none"> <li>▪ 24VAC, 100mA.</li> </ul> <p><b>Connectivity</b></p> <ul style="list-style-type: none"> <li>▪ LonWorks FTT-10 Data Signal connects the unit to the lighting control system.</li> <li>▪ 10/100 Base T Ethernet interface.</li> <li>▪ Optional 56K V90 analog modem for telephone dial-up.</li> </ul> <p><b>Software</b></p> <ul style="list-style-type: none"> <li>▪ No software other than Internet browser required by the accessing PC.</li> <li>▪ The WNP-2150 has built-in web server software that serves up the lighting control software to the PC's browser. The web server is compatible with HTTP v1.1 and conforms to W3C standards.</li> <li>▪ The WNP-2150 has password protection to prevent unauthorized use.</li> <li>▪ The WNP-2150 software can be upgraded via Internet download.</li> </ul> <p><b>Memory</b></p> <ul style="list-style-type: none"> <li>▪ System capacity: 60 nodes which can control up to 1440 relays and 255 group entries for switches and schedules.</li> <li>▪ Control program stored in flash memory. Power not required for storage.</li> <li>▪ System data, time and date settings stored in battery-backed RAM. In the event of power failure, storage lasts for 10 years minimum.</li> <li>▪ System data can be backed up onto the connected PC if desired.</li> </ul> <p><b>Environment</b></p> <ul style="list-style-type: none"> <li>▪ Environment: indoors, stationary, non-vibrating, non-corrosive atmosphere and non-condensing humidity.</li> <li>▪ Ambient temp: -0° to +120°F (-15° to +50°C).</li> </ul>

**CONNECTIONS**

**WNP-2150 Network Manager**

The WNP-2150 Network Manager connects to the Lighting Control panels via the *LonWorks* data signal. Connection to the WNP-2150 from a PC or LAN is via an Ethernet connection. The WNP-2150 can also be accessed via the built-in telephone modem.

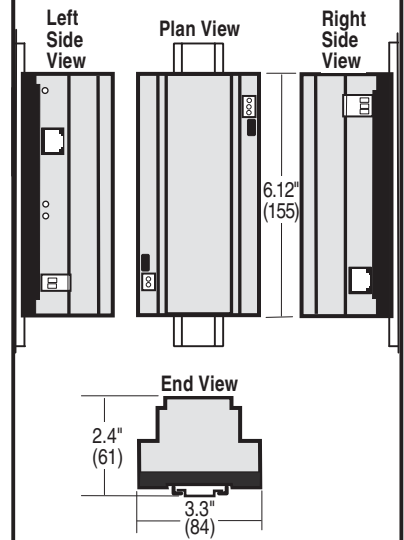


**Connection with PC**

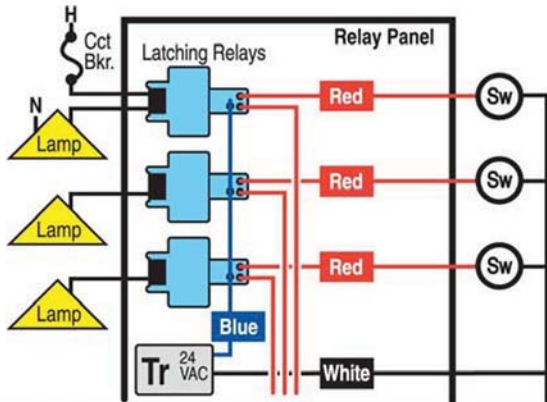
PC can be connected via dial-up modem or ethernet. Connecting the WNP-2150 to a LAN that is on the Internet permits access via the Internet.

**DIMENSIONS & MOUNTING**

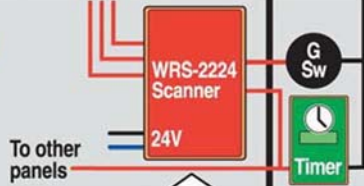
- Mount the WNP-2150 Network Manager to 35mm DIN rail installed in Douglas panel.



**1 Douglas 2-wire 24V Devices**

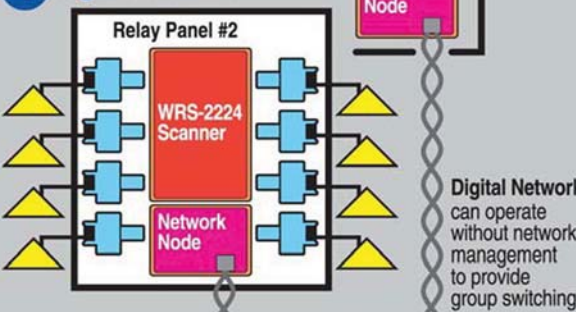


**2 Standard 24V Controls**



**3 Hardwired Network**

**4 Digital Network**



**5 Network Management**



OR

**Other B.A.S. that uses the LonWorks Protocol**

**LonWorks Integration**  
The WNP-2150 Network Node is LonMark certified, as well as a number of other W-2000 components that can be integrated to be part of any BAS that supports a LonWorks control system.

**DOUGLAS PRODUCTS & W-2000 SYSTEM**

The W-2000 system is comprised of Douglas LonWorks products. These products can combine to form single, stand-alone panels, hardwired networked panels, digitally networked panels and PC configured systems.

The connection diagrams at left illustrate the upgrade path available with the W-2000 system.

- 1 Start with basic panels, relays and switches.
- 2 Add group switching and basic photo/timer automation.
- 3 Create a simple hardwired network using a multi-conductor bus to allow control of multiple scanners and panels from a single group switch and/or photo/time clock control.
- 4 Plug a WNP-2150 Network Node into the WRS-2224 Scanner and create a digital network allowing all the group switches and photo/time clock controls to be system wide.
- 5 Add the WNP-2150 to expand the capability of the digital network and to permit PC control and programming. The interface is web based, thus the PC can be connected directly or can access the WNP-2150 over the Internet or via the optional telephone modem.

Lighting controls can be selected and combined as required for the application. When designing a system, start with basic panels, then add devices, controls, network options and digital controls as required for the project.

**W-2000 SYSTEM and the WNP-2150 NETWORK MANAGER**

A W-2000 system of networked scanners and nodes can function with or without the WNP-2150 Network Manager.

**Self-Configured Mode (WNP-2150 not installed)**

When the WNP-2150 is not connected, the system is operating in the 'Self-Configured' mode. Other than the scanners and nodes, no further controls are required for network-wide group switching. Groups are programmed by using the membrane keypads built into every scanner/node combination. ON/OFF control, status, flick-warn and basic time-out controls are all available.

**Externally-Configured Mode (WNP-2150 installed)**

When the WNP-2150 is connected, the system begins operating in an 'Externally-Configured' mode. The WNP-2150 is required to view/edit the lighting control system. Its software uses an internal web server as the interface. This approach has a number of advantages:

- 1) No special software needs to be installed on the PC. Merely use the web browser software (Internet Explorer®, Netscape®, or equivalent) on the PC. Enter the IP address identified on the WNP-2150 into the browser's address field to access the system.
- 2) Physical connection to the WNP-2150 is with an ethernet cable. Connect the WNP-2150 directly to a PC or to a LAN. If the WNP-2150 is connected to an internet enabled LAN, you can then access the lighting control system over the Internet or via the optional telephone modem.

The WNP-2150 system of networked scanners and nodes uses LonWorks technology that is LonMark certified. The system can be integrated to be part of any Building Automation System that supports LonMark Lighting Controls.